




Engineering
with nature

AspriPlus suction Pumps



- For household rainwater utilization
- For pumping pre-filtered rainwater out of the rainwater storage tank
- For fast and easy installation, ready for connection
- For connecting to various WISY suction filters in the cistern
- With integrated dirt trap in the suction connection
- With rubber feet fitted for cushioning vibrations
- With automatic switch SA06

Multi-stage automatic rotary suction pump • Corrosion-free suction and pressure housing of brass • Pump casing, blades and shaft of stainless-steel Very smooth and quiet • Thermal overload • suction aid protection with disrupting air bubbles in the suction hose • 2 years guarantee



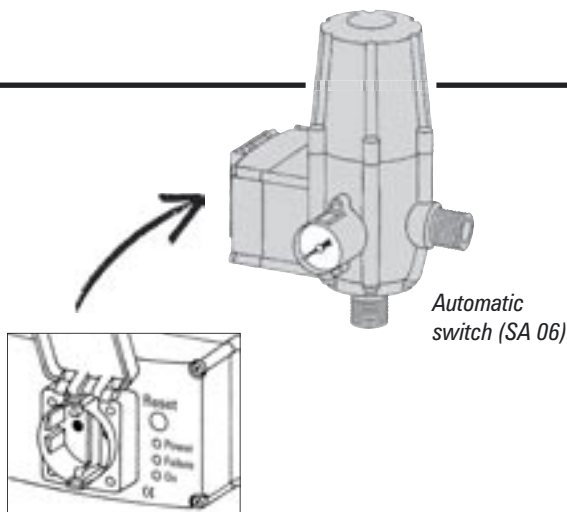
The dirt catcher increases the operating safety of every AspriPlus

The WISY Plus package contains:

- Ready-sealed brass connection nipples on the suction and pressure sides
- Removable but sealing brass bolts between automatic switch and pump
- Assembled rubber feet for ideal noise insulation and safe installation on the WISY wall mounting
- Integrated safety dirt catcher of stainless-steel in the suction housing that, after removing the hose bolts, can be cleaned and used immediately without any aids
- Cabled ready for use with electrical plug and coupling

Fully automatic control

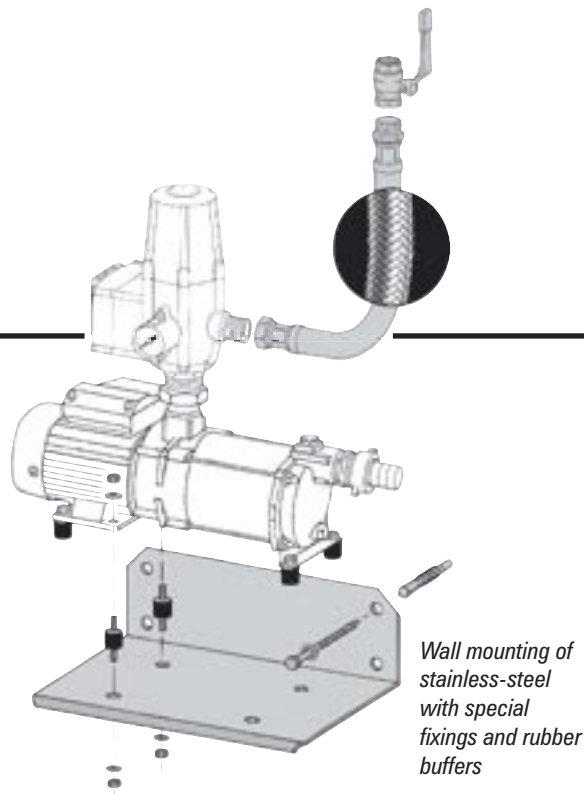
The controls of the AspriPLUS are taken over by the automatic switch. It prevents water hammering in the pipework and protects the pump from running dry. The automatic switch works without maintenance. It automatically switches on the pump when required, and off again when the tap is closed.



Accessories

Hose connection between pump and supply pipe, with ballvalve.

- Consists of a 3/4" pressure hose with pressed stainless-steel bushes, bolts and ballvalve
- Also insulates against vibration and noise
- Reduces the installation time considerably



Operating / Output data

Model	P1 Power KW	Average current A	Max. pumping high in m	Network voltage:	230 V, 50 Hz
AspriPlus 15/3	0,61	2,7	34,0	Max. current:	10 A
AspriPlus 15/4	0,70	3,5	45,0	Max operating pressure:	10 bar
AspriPlus 15/5	0,95	4,1	53,0	Cut-in pressure with automatic switch:	1,5 bar
				Type of protection:	IP 55
				Connection thread:	1 1/4" male